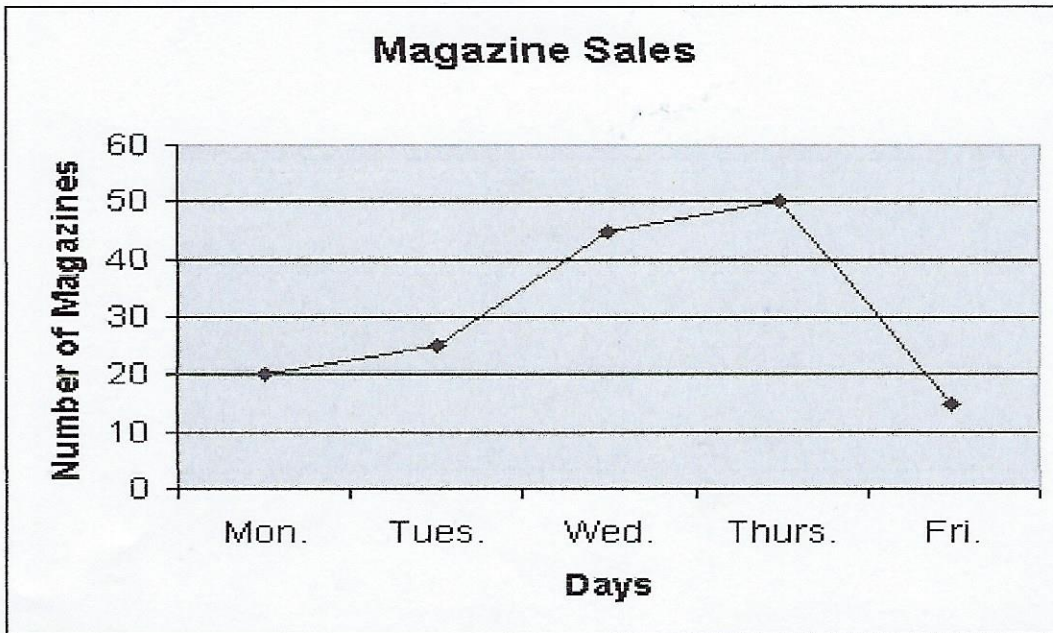


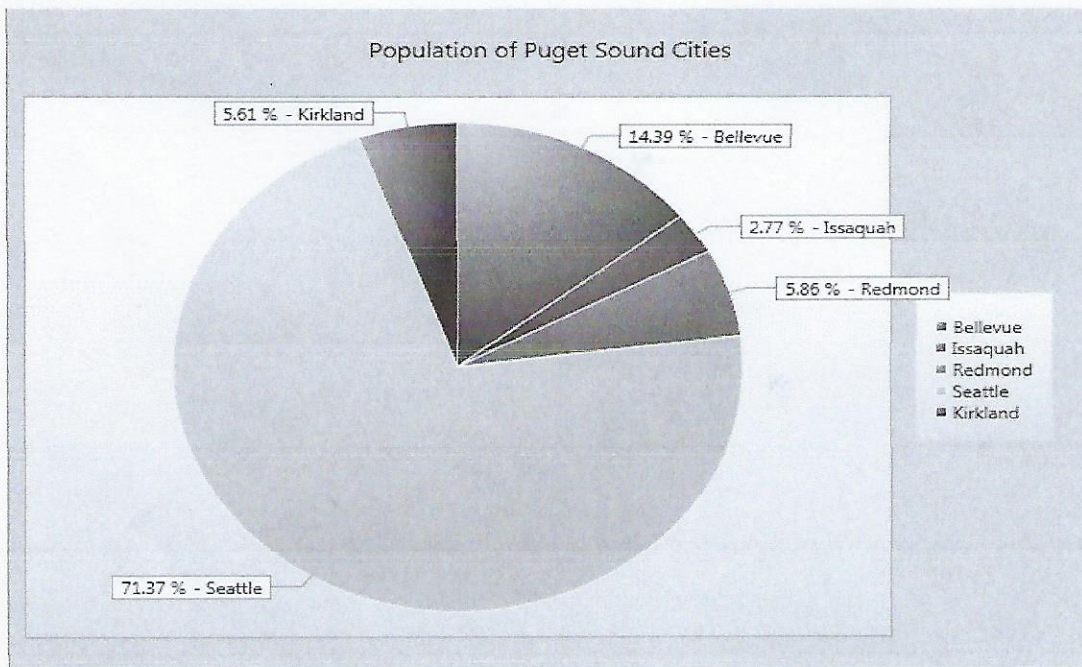
5. Reading Graphs and Charts: Use the graphs and charts below to answer the following questions.



What type of graph is shown here? _____

On which day were the most magazines sold? _____

What was the average amount of magazines sold Monday through Friday? _____



What type of graph is shown here? _____

What percentage of population lives in Seattle, Washington? _____

What is the difference in population of Bellevue and Redmond? _____



Note: The line shows the trash in weight and the bars show the trash in pounds.

Between 2007 and 2008, how much trash was collected? _____

In 2010, how much did the trash collected weigh? _____

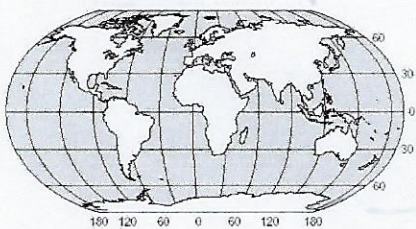
Multiple Choice: Circle the best answer for each of the following questions.

6. At the International Date Line, there is a change of _____.
 a. season b. hour c. year d. day e. day and hour

7. The Earth rotates about its:
 a. great circle b. revolution c. inclination d. axis e. equator

8. The largest desert in the world is:
 a. Gobi Desert b. Namib Desert c. Great Sandy Desert d. Sahara Desert

9. What is the name of this map projection?



- a. Mercator b. Robinson's c. Goode's interrupted d. Polar